

Learning to read and write

Workbook

Books, babies and dads



Reading Writing **Hotline**
1300 6 555 06



How to work

Each workbook is about one topic. It has reading, writing, spelling and maths activities. It also has tips for learning along the way.

Try the activities in the workbook



Reading



Writing



Spelling



Talking



Numbers and
Maths

Find a mentor

A mentor is a friend or family member who can help you.



Ring the Hotline

The Hotline teachers can help you. Phone 1300 6 555 06.



Notes for your mentor

Welcome! The help you give your learner is gold. The best thing you can do is to work together slowly, let your learner make mistakes and be patient!

Here are some of the ways you can help:

Activities: In each activity, the first one is already done, to show you what to do. Talk to your learner about it, then see how they go with the rest. Then check the answers together.



Talk about the topic. This will help you both be ready with the sorts of words and ideas you'll be using.

Books and Babies aims to help parents with young children. Reading with babies and toddlers is a vital key to children developing literacy skills, such as learning about words on the page, how books work from front to back and left to right. It also helps the child to:

- *develop close bonds with carers*
- *learn more words*
- *increase his or her attention span*
- *use imagination and creativity*
- *add to what they know about the world.*



Read out loud. Let your learner read any words they already know. Then read any new words and sentences out loud to your learner. Next, try reading along together. Go slowly. You can do this lots of times.

Don't jump in as soon as they make a mistake. Pause. Let them hear themselves, and work out if something doesn't make sense. Then they can try again.

Does your learner need glasses? If so, make sure they are wearing them. If you're not sure, check how well they can see the letters on the page. Your learner might need to get some.



Writing or copying. It's OK to try on scrap paper first. Get your learner to check their own work.

More ideas:

- Browse through the workbook yourself before you start.
- Keep work sessions short, watch for when your learner has had enough.
- You can ring the Hotline any time.



Talk about babies and books



- Do you share books with your baby?
- Are books important? Why?
- Does your baby like books?
- Can you help your baby or toddler get ready to read?
- Is it hard to do?
- Would you like some ideas?

Meet Evie and Sean



 **Reading**

Words for this topic.



baby



toddler



father



pages




books



story



pictures



words

Activity:

Match each word to the picture. The first one is done for you.

toddler



books



baby



father



pages




words



story

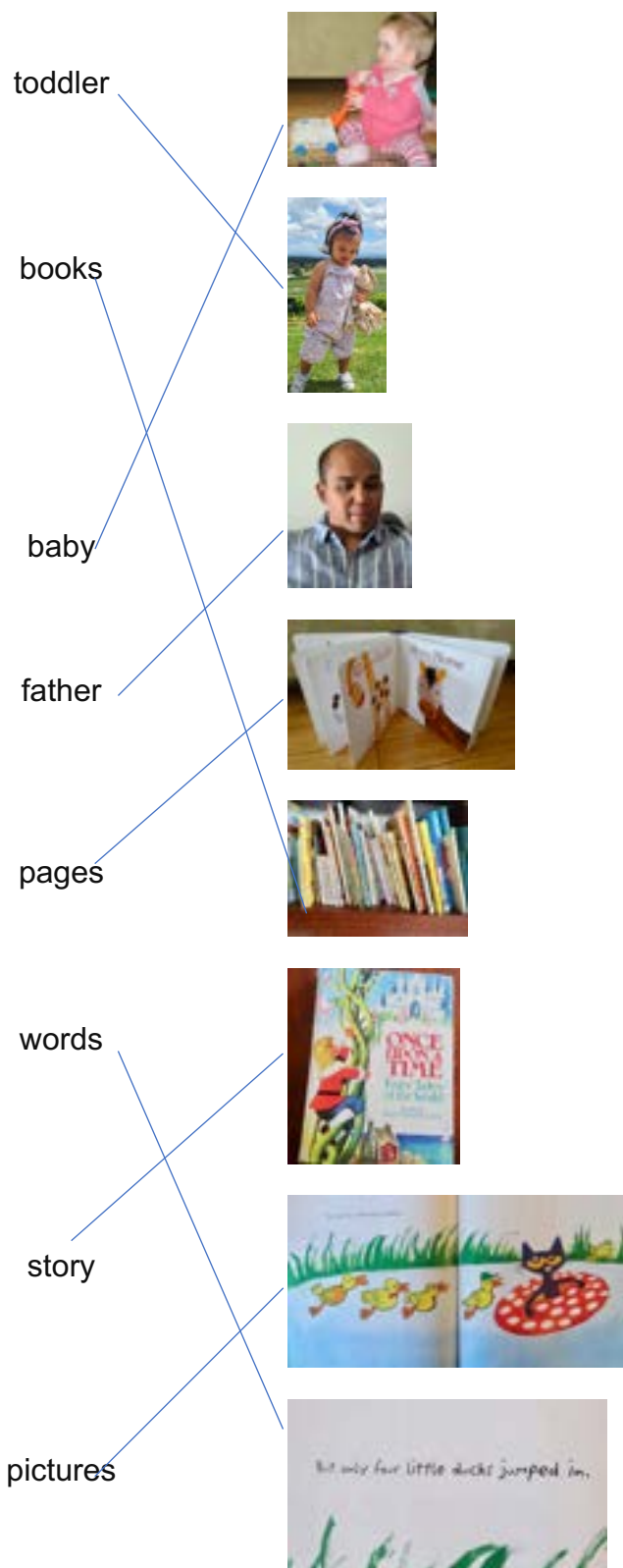


pictures



✓ Check your answer on the next page.

✓ **Answers**





Draw a circle around all the words you can read.

Sean is Evie's father. He reads books with her. Evie looks at the pages. She is a toddler, so he reads the words. They look at the pictures.

Activity:

Write the best word in each space.

father reads books pages
toddler words pictures

Sean is Evie's father. He r_____ b_____
with her. Evie looks at the p_____. She is
a t_____, so he r_____ the w_____.
They look at the p_____.

✓ **Answers**

Sean is Evie's father. He reads books
with her. Evie looks at the pictures. She is
a toddler, so he reads the words. They
look at the pictures.

What do Sean and Evie do?

look at books



talk about pictures



Activity:

Write the best word in each space.

look

talk

They *l*_____ at books and *t*_____ about pictures every day.

✓ **Answers**

They look at books and talk about pictures every day.

Try this activity again.

look

books

talk

pictures

They _____ at _____ and _____ about _____ every day.

✓ **Answers**

They look at books and talk about pictures every day.



This is a good way to learn to write and spell.

Activity:

Copy the writing.

They look at books and talk about pictures every day.

Write here. Check. Fix mistakes.

Try again. Check. Fix mistakes.

And again. Check. Fix mistakes.

Have you got faster? Has it got easier? Try this yourself with other sentences.

 **Reading**

Read what Sean and Evie do when they look at books together.

Useful word: **together**

Here are some things they do together.



choose a book



hold the book



look at the cover



turn the pages



talk about it



cuddle up



make faces



have fun



stop

Activity:

Read this:

Sean and Evie choose a book together. They hold the book and look at the cover. They turn the pages, and talk about the words and pictures. They like to cuddle up, make faces and have fun together. They stop when Evie gets bored.

Find the best word:

~~cheese~~ hold look turn talk
cuddle make have together stop

Sean and Evie choose a book together. They _____ the book and _____ at the cover. They _____ the pages, and _____ about the words and pictures. They like to _____ up, _____ faces and _____ fun _____. They _____ when Evie gets bored.

✓ **Answers**

Sean and Evie choose a book together. They hold the book and look at the cover. They turn the pages, and talk about the words and pictures. They like to cuddle up, make faces and have fun together. They stop when Evie gets bored.

 **Reading**

Sean and Evie make animal sounds.

Activity:

Make the sounds.

woof



quack



baa



oink



moo



cluck









Activity:

Copy the words

Woof woof woof!	woof	<u>woof</u>	_____	_____
Moo! Mooooooo!	moo	_____	_____	_____
Baa! Baa! Baa! Baa!	baa	_____	_____	_____
Oink! Oink!	oink	_____	_____	_____
Quack! Quack quack! Quack quack quack!	quack	_____	_____	_____
Cluck! Cluck! Cluck!	cluck	_____	_____	_____

Activity:

Write the sounds

	<i>woof</i>		_____
	_____		_____
	_____		_____

✓ Check your answers on page 13.



Spelling

Useful word: **rhyme**

Babies and toddlers love sounds that **rhyme**.



Activity:

Use sounds to help spelling. Say the words. The sounds rhyme.

moo	zoo	roo	coo	goo	poo
quack	back	jack	pack	rack	sack
cluck	luck	duck	muck	suck	yuck

Activity:

Find the words that rhyme. Write them next to the word they rhyme with.

zoo	back	luck	coo	pack
sack	muck	roo	duck	yuck
poo	jack	suck	rack	goo

moo zoo _____

quack _____

cluck _____

✓ Answers

moo zoo roo coo goo poo

quack back jack pack rack sack

cluck luck duck muck suck yuck



Reading alphabet books

Alphabet books help reading.



Activity:

Choose the right word for each letter.

ant	hat	koala	owl	pencil
-----	-----	-------	-----	--------



A a ant



H h _____



K k _____



O o _____



P p _____

✓ Check your answers on the next page.

✓ **Answers**



A a *ant*



H h *hat*



K k *koala*



O o *owl*



P p *pencil*



Spelling

Learn the alphabet song. Sing it to the tune of *Twinkle, Twinkle Little Star*. Sing it with your baby or toddler.

A B C D
E F G
H I J K
L M N O P
Q R S
T U V
W X
Y and Z

Now I know my ABC
Next time won't you sing with me?

Activity:

Practise the alphabet. Write the letter for each word.



A a




















































✓ Check your answers on the next page.

✓ **Answers**

Can you read the word under each letter? Read them to your baby or toddler.



A a
apple



B b
ball



C c
car



D d
dog



E e
elephant



F f
frog



G g
gate



H h
hat



I i
ice



J j
jacket



K k
kangaroo



L l
lizard



M m
mouse



N n
net



O o
orange



P p
pear



Q q
question



R r
robot



S s
socks



T t
teddy



U u
umbrella



V v
vase



W w
wheelbarrow



X x
x-ray



Y y
yellow



Z z
zebra

123 Counting books

Useful words: count, counting

One, two, three. That's how you *count*,
It's *counting*.



Number words

1
one



6
six




2
two



7
seven



3
three



8
eight



4
four



9
nine



5
five



10
ten





A good way to learn spelling.

- Look* at the word
- Cover* the word
- Write* it in the box
- Check* to see if it's right

Activity:

Learn these words. Use *look*, *cover*, *write* and *check*. Fix any mistakes. Then try again a bit later.

Word	First time	Next time	Bit later
one	one		
two			
three			
four			
five			
six			
seven			
eight			
nine			
ten			

 **Reading**

Useful words: love
loves

again



Sean, read it *again!*

Activity:

Draw a line under all the words you can read. Then read the story.

Evie loves to hear the words in a story. She loves to hear the same story again and again... and again... and again!

She loves this story. It's called *Pete the Cat, Five Little Ducks*. It has counting words and rhyming words. She loves the pictures too.

Sean reads the words and counts the ducks with her. Again.

Here is a page from *Pete the Cat, Five Little Ducks*.





Writing

Useful words:

draw

draws



Activity:

Read this:

This toddler draws with his brother and sister. They like to make pictures together and write stories.

Write the best word in each space.

draws

brother

sister

pictures

together

stories

This toddler draws with his _____ and _____. They like to make _____ _____ and write _____.

✓ Check your answers above.

Evie's book



Useful words:



photos



pictures

Activity:

Draw a line under the words you can read. Then read the story.

Sean and Evie made a book together. They found photos and pictures and stuck them in a book. Sean wrote the words. Then they read it together.

Activity:

Make a book for your baby or toddler. Then read it together.



Who else reads to your baby or toddler?



Evie's mother reads stories to Evie.

- Does anyone else read to your baby or toddler?
- Who?
- Is it important? Why?

These people read to Evie.



father



mother



sister



brother



grandmother



grandfather



Spelling family words

mother	father	sister	brother	grandmother	grandfather
--------	--------	--------	---------	-------------	-------------

Activity:

Copy these words.

father	fath / er	<u>fath / er</u>
mother	moth / er	_____ / _____
sister	sist / er	_____ / _____
brother	broth / er	_____ / _____
grandmother	grand / mother	_____ / _____
grandfather	grand / father	_____ / _____

Practise them again:

fath / er	_____ / _____	_____
moth / er	_____ / _____	_____
sist / er	_____ / _____	_____
bro th / er	_____ / _____	_____
grand / mother	_____ / _____	_____
grand / father	_____ / _____	_____



Talk with your mentor about more ideas

Where do you keep the books?

Somewhere easy for your toddler.



near the floor



in a box

Where can you read to your baby or toddler?

Take a book with you.



on the bus



in the park



in a waiting room



at bed time

Where can you get books?



from a library



from op shops



at garage sales

More books babies and toddlers love




books with felt pieces



books with flaps



books with bits to feel



books that make noise



books that show real things



books for the bath

Go to toddler time at the library



To finish this workbook

Here are some short activities to check how you went with your learning.

Read the story. Lots of words you learned are in it.

Evie is a toddler and Sean is her father. They have fun together with books. Evie turns the pages and looks at the pictures. Sean cuddles her and makes faces. They talk about the words and pictures.

Her sister and brother make pictures and write stories for Evie, and Evie draws. Her mother reads books to her too.

Evie's father makes books for Evie. He uses photos and he cuts out pictures from magazines. He pastes them in an exercise book.

Evie loves books and she loves to look at them with her family.

Practise words that rhyme

zoo	back	luck	coo	pack
sack	muck	roo	duck	yuck
poo	jack	suck	rack	goo

oo	ack	uck
<i>zoo</i>		

✓ Check your answers on the next page.

✓ **Answers**

oo	ack	uck
<i>zoo</i>	<i>back</i>	<i>luck</i>
<i>roo</i>	<i>jack</i>	<i>duck</i>
<i>coo</i>	<i>pack</i>	<i>muck</i>
<i>goo</i>	<i>rack</i>	<i>suck</i>
<i>poo</i>	<i>sack</i>	<i>yuck</i>

Practise the alphabet. Write the missing letters. Think of the alphabet song.

<u> A </u>	<u> <i>B</i> </u>	<u> C </u>	<u> </u>
<u> E </u>	<u> </u>	<u> G </u>	<u> </u>
<u> H </u>	<u> </u>	<u> J </u>	<u> </u>
<u> L </u>	<u> </u>	<u> N </u>	<u> </u> <u> P </u>
<u> Q </u>	<u> </u>	<u> S </u>	<u> </u>
<u> T </u>	<u> </u>	<u> V </u>	<u> </u>
<u> W </u>	<u> </u>	<u> </u>	<u> </u>
<u> Y </u>	and	<u> </u>	<u> </u>

✓ Check your answers on the next page.

✓ **Answers**

A B C D
E F G
H I J K
L M N O P
Q R S
T U V
W X
Y and Z

Spell these numbers.

1	2	3	4	5
<u>one</u>	_____	_____	_____	_____
6	7	8	9	10
_____	_____	_____	_____	_____

✓ **Answers**

1	2	3	4	5
<u>one</u>	<u>two</u>	<u>three</u>	<u>four</u>	<u>five</u>
6	7	8	9	10
<u>six</u>	<u>seven</u>	<u>eight</u>	<u>nine</u>	<u>ten</u>

Match these family words

father mother sister brother grandmother grandfather



father











✓ **Answers**



father



mother



sister



brother



grandmother



grandfather

Congratulations! You have finished this workbook

Here are some of the things you have learned:

1. Words to read

baby	toddler	father	pages
books	story	pictures	words
look	talk	together	rhyme
alphabet	count	counting	love
again	draw	draws	mother
sister	brother	grandmother	grandfather

2. Lots of ideas to help you and your baby or toddler enjoy books
3. How to read animal sounds
4. Words that rhyme
5. About the alphabet
6. How to spell number words
7. How to spell family words.

Acknowledgements

COUNTING WITH LITTLE FISH by Lucy Cousins
Copyright © 2018 Lucy Cousins
Reproduced by permission of Walker Books Australia Pty Ltd

© 2022 by Reading Writing Hotline.

Except as otherwise noted, this workbook is licensed under the
Creative Commons Attribution Non-Commercial 4.0 International Licence.

To view a copy of this licence, visit <https://creativecommons.org/licenses/by-nc/4.0/>

