

Learning to read and write

Workbook

***Going to the doctor***



**Reading Writing Hotline**  
**1300 6 555 06**



## ***How to work***

Each workbook is about one topic. It has reading, writing, spelling and maths activities. It also has tips for learning along the way.

### **Try the activities in the workbook**



Reading



Writing



Spelling



Talking



Numbers and  
Maths

### **Find a mentor**

A mentor is a friend or family member who can help you.



### **Ring the Hotline**

The Hotline teachers can help you. Phone 1300 6 555 06.



## Notes for your mentor

Welcome! The help you give your learner is gold. The best thing you can do is to work together slowly, let your learner make mistakes and be patient!

Here are some of the ways you can help:

**Activities:** In each activity, the first one is already done, to show you what to do. Talk to your learner about it, then see how they go with the rest. Then check the answers together.



**Talk about the topic.** This will help you both be ready with the sorts of words and ideas you'll be using.



**Read out loud.** Let your learner read any words they already know. Then read any new words and sentences out loud to your learner. Next, try reading along together. Go slowly. You can do this lots of times.

Don't jump in as soon as they make a mistake. Pause. Let them hear what they've read, and work out if something doesn't make sense. Then they can try again.

Does your learner need glasses? If so, make sure they are wearing them. If you're not sure, check how well they can see the letters on the page. Your learner might need to get some.



**Writing or copying.** It's OK to try on scrap paper first. Get your learner to check their own work. Let your learner make mistakes, it doesn't matter if the workbook gets very messy. That's learning.

### More ideas:

- Browse through the workbook yourself before you start.
- Keep work sessions short, watch for when your learner has had enough.
- You can ring the Hotline any time.

### In this workbook:

- talk about going to the doctor
- read an appointment card
- write days of the week
- read and write the time in numbers
- read some common symptoms
- fill in a form for the doctor
- read medicine labels



## ***Talk about going to the doctor***



- Do you often go to the doctor?
- Do you go to a medical centre or to a hospital?
- Do you take medications?
- Can you talk about your symptoms?



## **Reading**

Words for this topic.



doctor



nurse

**The Medical Practice**

Dr Lin King      Phone: 1300 1234 5678  
Web: www.xxx.com.au

Your next appointment is:

Date: \_\_\_\_\_ Time: \_\_\_\_\_

Please cancel 24 hours before your appointment if you can't come.

appointment

**The Medical Practice**

Dr Lin King      Phone: 1300 1234 5678  
Web: www.xxx.com.au

Your next appointment is:

Date: \_\_\_\_\_ Time: \_\_\_\_\_

Please cancel 24 hours before your appointment if you can't come.

cancel



medication



medical centre



hospital



emergency

## Activity:

Match each word to the picture. The first one is done for you.

appointment



nurse



doctor



medical centre



cancel



emergency



medication



hospital



✓ Check your answer on the next page.

## ✓ Answers

appointment



nurse



doctor

**The Medical Practice**

Dr Lin King      Phone: 1300 1234 5678  
Web: www.xxx.com.au

Your next appointment is:

Date: \_\_\_\_\_ Time: \_\_\_\_\_

Please cancel 24 hours before your appointment if you can't come.

medical centre

**The Medical Practice**

Dr Lin King      Phone: 1300 1234 5678  
Web: www.xxx.com.au

Your next appointment is:

Date: \_\_\_\_\_ Time: \_\_\_\_\_

Please cancel 24 hours before your appointment if you can't come.

cancel



emergency



medication



hospital





Draw a circle around all the words you can read.

You can make an appointment to see the doctor in a medical centre.

Go to the hospital in an emergency.

A nurse might give you medication.

### Activity:

Write the best word in each space. The first one is done for you.

appointment

doctor

medical

hospital

emergency

nurse

medication

You can make an appointment to see the \_\_\_\_\_ in a \_\_\_\_\_ centre.

Go to the \_\_\_\_\_ in an \_\_\_\_\_.

A \_\_\_\_\_ might give you \_\_\_\_\_.

### ✓ Answers

You can make an appointment to see the doctor in a medical centre.

Go to the hospital in an emergency.

A nurse might give you medication.





This is a good way to learn to write and spell.

**Activity:**

Copy the writing.

You can see a doctor or a nurse. You can  
go to a medical centre or to a hospital.

Write here. Check. Fix mistakes.

---

---

Try again. Check. Fix mistakes.

---

---

And again. Check. Fix mistakes.

---

---

Have you got faster? Has it got easier? Try this yourself with other sentences.



Read an appointment card.

**The Medical Practice**

Doctor: Dr Lin King

Phone: 1300 1234 5678  
Web: www.xxx.com.au

Your next appointment is:

Date: Tues 2/10/18 Time: 11.20

Tuesday

Please cancel 24 hours before your appointment if you can't come.

Cancel

**Activity:**

Read the appointment card to fill the gaps.

The doctor's name is Dr L\_\_\_\_ K\_\_\_\_\_.

The phone number is \_\_\_\_\_

The appointment date is T\_\_\_\_\_, \_\_\_\_\_

The appointment time is \_\_\_\_\_.

If you can't come, you should c\_\_\_\_\_ 24 hours before.

✓ **Answers**

The doctor's name is Dr Lin King.

The phone number is 1300 1234 5678

The appointment date is Tuesday, 2/10/18

The appointment time is 11.20

If you can't come, you should cancel 24 hours before.

**Activity:**

Read another appointment card.

PETERSTOWN MEDICAL CENTRE	
DR MARC RUSSO	Phone: 02 9786 5342
Your next appointment is:	
Date: Fri 16/11/18	Time: 9.15
Please cancel 24 hours before you appointment if you can't come.	

Fill the gaps.

The doctor's name is Dr Marc Russo.

The phone number is \_\_\_\_\_

The appointment date is F\_\_\_\_\_, \_\_\_\_\_

The appointment time is \_\_\_\_\_.

If you can't come, you should c\_\_\_\_\_ 24 hours before.

✓ **Answers**

The doctor's name is Dr Marc Russo

The phone number is 02 9786 5342.

The appointment date is Friday, 16/11/18

The appointment time is 9.15

If you can't come, you should cancel 24 hours before.



Short ways to write the days of the week.

Monday	Mon
Tuesday	Tues
Wednesday	Wed
Thursday	Thurs
Friday	Fri
Saturday	Sat
Sunday	Sun

**Activity:**

Write the short way for each day of the week. Check.

Monday	<i>Mon</i>
Tuesday	
Wednesday	
Thursday	
Friday	
Saturday	
Sunday	

**Activity:**

Copy the days of the week. Copy the full word and the short way.


Monday	<i>Monday</i>	Mon	<i>Mon</i>
Tuesday		Tues	
Wednesday		Wed	
Thursday		Thurs	
Friday		Fri	
Saturday		Sat	
Sunday		Sun	

✓ Check your answers on page 12.

**Activity:**

Match the day of the week to the short way.

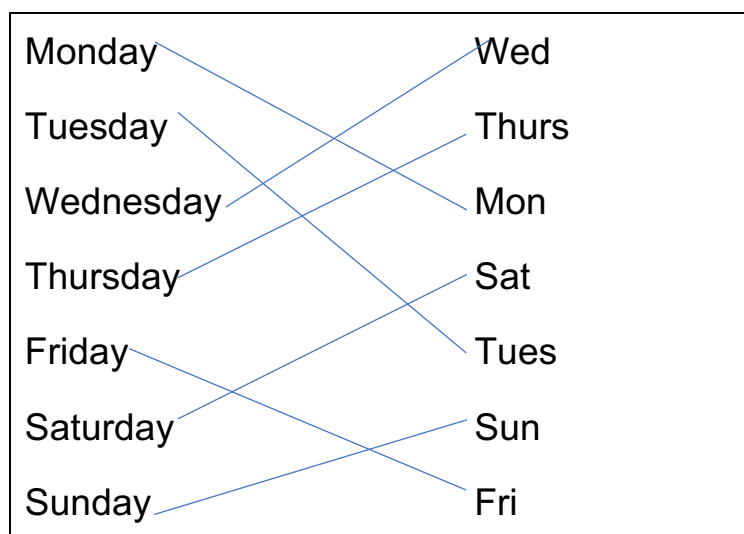
Monday	Wed
Tuesday	Thurs
Wednesday	Mon
Thursday	Sat
Friday	Tues
Saturday	Sun
Sunday	Fri



✓ Check your answer on the next page.



✓ **Answers**



**Write the date**

Each month has a number

**Months**

January 1	February 2	March 3	April 4	May 5	June 6
July 7	August 8	September 9	October 10	November 11	December 12

**Activity:**

Write the number beside each month:

January <i>1</i>	July
February	August
March	September
April	October
May	November
June	December

✓ Check your answer on the next page.

✓ **Answers**

January	1	July	7
February	2	August	8
March	3	September	9
April	4	October	10
May	5	November	11
June	6	December	12

Write the date:

**The Medical Practice**

Dr Lin King                      Phone: 1300 1234 5678  
    Web: www.xxx.com.au

Your next appointment is:

Date: Tues 2/10/18 Time: 11.20

Please cancel 24 hours before your appointment if you can't come.

2/10/18 is the same as 2 October, 2018.

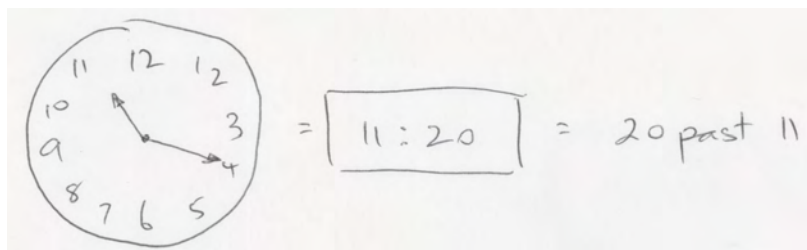
Day	Month	Year	
2	October	2018	= 2/10/18

Write today's date

Write your birth date





Day	Month	Year	
			= ____/____/____
			= ____/____/____

# 123 *The time in numbers*







## Activity:

Copy the times:





	2 o'clock <u>2 o'clock</u>	2:00 <u>2:00</u>
	half past 8 _____	8:30 _____
	quarter to 7 _____	6:45 _____
	5 past 2 _____	2:05 _____

**Activity:**

Try these ones.

	<u>9 o'clock</u>	<u>9:00</u>
	_____	_____
	_____	_____
	_____	_____

**✓ Answers**

	<u>9 o'clock</u>	<u>9:00</u>
	<u>half past 4</u>	<u>4:30</u>
	<u>quarter to 1</u>	<u>12:45</u>
	<u>5 past 10</u>	<u>10:05</u>

**Activity:**

Write some appointment times on the calendar.

Dr King, on Tuesday 2 October, at 20 past 11

Scan, Thursday 11 October, at 3 o'clock

Physio, Wednesday 24 October, half past 1.

October						
Monday	Tuesday	Wednesday	Thursday	Friday	Saturday	Sunday
1	2	3	4	5	6	7
8	9	10	11	12	13	14
15	16	17	18	19	20	21
22	23	24	25	26	27	28

✓ **Answers**

October						
Monday	Tuesday	Wednesday	Thursday	Friday	Saturday	Sunday
1	2 Dr King 11:20	3	4	5	6	7
8	9	10	11 Scan 3:00	12	13	14
15	16	17	18	19	20	21
22	23	24 Physio 1:30	25	26	27	28




Some common symptoms (say sim-toms):



stomach ache



headache



dizzy



blood pressure



vomiting



fever



rash



cough

**Activity:**

Finish each sentence:

This man has a stomach ache. (~~stomach ache~~)

That man has a \_\_\_\_\_. (headache)

The woman feels \_\_\_\_\_. (dizzy)

The man has high \_\_\_\_\_. (blood pressure)

Was she \_\_\_\_\_? (vomiting)

The child has a \_\_\_\_\_. (fever)

The boy has a \_\_\_\_\_. (rash)

The girl has a \_\_\_\_\_. (cough)

✓ Check your answers on the next page.

## ✓ Answers

This man has a stomach ache.

That man has a headache.

The woman feels dizzy.

The man has high blood pressure.

Was she vomiting?

The child has a fever.

The boy has a rash.

The girl has a cough.

## Activity:

Circle the symptom. Then write it.

stomach ache	headache	dizzy	high blood pressure
vomiting	fever	rash	cough



Stomach ache



**Ten Ways To Control High Blood Pressure Without Medication**

Hea




✓ Check your answers on the next page.

## ✓ Answers



Stomach ache



headache



dizzy



**Ten Ways To  
Control High Blood  
Pressure Without  
Medication**

high blood  
pressure



vomiting



fever



rash



cough




## Spelling

Words like **rash**, that end with **ash**:



rash    bash    cash    dash    gash

## Activity:

	Trace 	copy	copy	copy
<b>rash</b>	<b>rash</b>	rash	rash	rash
<b>bash</b>	<b>bash</b>			
<b>cash</b>	<b>cash</b>			
<b>dash</b>	<b>dash</b>			
<b>gash</b>				

**Activity:**

Write the best word:

<del>rash</del>	wash	gash	bash	dash	cash
-----------------	------	------	------	------	------

The boy has a *rash*.

W\_\_\_\_\_ his face with warm water.

He also has a *g*\_\_\_\_\_ on his knee.

He *b*\_\_\_\_\_ *ed* it on the road.

Quick! *D*\_\_\_\_\_ to the doctor.

You can pay the doctor with a card or *c*\_\_\_\_\_.

Try again:

The boy has a \_\_\_\_\_.

\_\_\_\_\_ his face with warm water.

He also has a \_\_\_\_\_ on his knee.

He \_\_\_\_\_ *ed* it on the road.

Quick! \_\_\_\_\_ to the doctor.

You can pay the doctor with a card or \_\_\_\_\_.

**✓ Answers**

The boy has a *rash*.

*Wash* his face with warm water.

He also has a *gash* on his knee.

He *bashed* it on the road.

Quick! *Dash* to the doctor.

You can pay the doctor with a card or *cash*.



A form for the doctor. It has 3 parts.

1. Personal details
2. Medical history
3. Next of kin

	<b>The Medical Practice</b>	<b>Phone:1300 123 456</b>
	<b>Patient details</b>	
<b>Part 1</b>	Miss / Mrs / <u>Ms</u> / Mr	Surname: <u>Poulos</u> First Name: <u>Maria</u>
<b>Personal</b>	Date of Birth: <u>23 March 1986</u>	
<b>Details</b>	Address: <u>1A Railway Road</u>	
	Suburb/Town: <u>Peterstown</u>	Postcode: <u>2222</u>
	Phone number: Home: <u>02 9876 5432</u>	
	Work: _____	
	Mobile: <u>0412 345 678</u>	
<b>Part 2</b>	Medical history: <u>High blood pressure, asthma</u>	
<b>Medical</b>	Allergies: <u>Cats</u>	
<b>history</b>	Current Medication: <u>Tritace, Ventolin, Zyrtec</u>	
<b>Part 3</b>	Next of kin (in case of emergency): <u>Robert Poulos</u>	
<b>Next of</b>	Contact number: <u>0421 876 543</u>	Relationship to you: <u>Partner</u>
<b>kin</b>		



**Miss** for unmarried women. It says you're female and single.

**Mrs** for married women. It says you're female and married.

**Ms** for women and girls. It says you're female.

**Mr** for men and boys. It says you're male.

Which one is right for you? \_\_\_\_\_



## Part 1. Personal details

### Activity:

Write your details. You can check most of them on your driver's licence, or on a letter. They are the same for lots of forms.

Miss / Mrs / Ms / Mr	Surname: _____	First Name: _____
Date of Birth:	_____	
Address:	_____	
Suburb/Town:	_____	Postcode: _____
Phone number:	Home: _____	
	Work: _____	
	Mobile: _____	

## Part 2. Medical history

Useful word: **allergy** (say *al-er-ji*):

This person has high blood pressure, asthma and an allergy to cats.



She writes it on her form for the doctor.

Medical history:	<u>High blood pressure, asthma</u>
Allergies:	<u>Cats</u>

She also writes down her medicines. She copies them from the medicine boxes.



Current Medication: Tritace, Ventolin, Zyrtec

**Activity:**

**Medical history:** Ask if you need help, then write it here:

\_\_\_\_\_

Copy it:

\_\_\_\_\_

**Allergies:** Ask if you need help, then write them here:

\_\_\_\_\_

Copy them:

\_\_\_\_\_

**Current medication:** Ask if you need help, then write them here:

\_\_\_\_\_

Copy them:

\_\_\_\_\_

### Part 3. Next of kin

**Kin** means **family**. Or you can name a friend or carer.

Who do you want to help you in an emergency? You need their name and phone number.

How are they related to you?

#### Relationships

Your next of kin will be one of these:

wife	husband
mother	father
daughter	son
sister	brother
partner	friend
carer	

Which one is your next of kin? \_\_\_\_\_

#### Activity:

Write the name here. Add the phone number and relationship.

Next of kin (in case of emergency): _____
Contact number: _____ Relationship to you: _____

**Activity:**

Fill in the whole medical form.

The Medical Practice		Phone:1300 123 456
Miss / Mrs / Ms / Mr	Surname: _____	First Name: _____
Date of Birth:	_____	
Address:	_____	
Suburb/Town:	_____	Postcode: _____
Phone number:	Home: _____	
	Work: _____	
	Mobile: _____	
Medical history:	_____	
Allergies:	_____	
Current Medication:	_____	
Next of kin (in case of emergency):	_____	
Contact number:	_____	Relationship to you: _____

## **Reading medicine labels**

Useful words:



### **prescription**

medicine the doctor orders



### **over the counter**

medicine you can buy at a chemist or supermarket



### **dosage**

how much medicine to take

### **Activity:**

Write the best words in each space.

prescription	over the counter	dosage
The doctor ordered my medicine, she wrote me a <i>p</i> _____.		
I also need Disprin and can buy them <i>o</i> _____ <i>t</i> _____ <i>c</i> _____.		
The label on the box tells me the <i>d</i> _____.		

### **✓ Answers**

The doctor ordered my medicine, she wrote me a prescription.

I also need Disprin and can buy them over the counter.

The label on the box tells me the dosage.



## Over the counter medicines

Write the name and use for each one.



Name:

Use:

Disprin

pain relief



C\_\_\_\_\_ c\_\_\_\_\_ and f\_\_\_\_\_



D\_\_\_\_\_ d\_\_\_\_\_ c\_\_\_\_\_

## ✓ Answers



Disprin

pain relief



Codral

colds and flu





Duro-Tuss

dry cough

## Activity:

Find the dosage. You don't have to read it all.

### Disprin

	<b>DOSAGE:</b> Adults 1-3 tablets dispersed in, or taken with, water every 4-6 hours as required. Do not exceed 4 doses in 24 hours except on doctor's advice.
	<b>CHILDREN:</b> 12 years and over 1-2 tablets. Disperse in, or take with, water every 6 hours as required. Do not exceed 4 doses in 24 hours except on doctor's advice.

### Codral

Who can use this CODRAL®	How many	How often	Maximum
<ul style="list-style-type: none"> <li>✓ Adults</li> <li>✓ Children 12 years and over</li> </ul>	2 tablets	Every 4-6 hours as necessary	8 tablets in 24 hours

### Duro-Tuss

HOW TO USE THIS MEDICINE: Slowly dissolve lozenges in the mouth, one at a time.		
Age	Dosage	How often
Adults & Children over 12 years	2 Lozenges	Every 3 hours as required (maximum 12 lozenges per day)
Children 6-12 years <small>Use in children aged 6-12 years only on the advice of a doctor, pharmacist or nurse practitioner</small>	1 Lozenge	Every 3 hours as required (maximum 6 lozenges per day)
Children under 6 years	Do not use.	
If symptoms persist, see your doctor or pharmacist.		

	Adults	Children 12 years and over	Children 6 – 12 years	How often	Maximum dosage
Disprin	1-3	1-2	-	4 - 6 hours	4 doses in 24 hours
Codral					
Duro-Tuss					

✓ Check your answers on the next page.

✓ **Answers**

	<b>Adults</b>	<b>Children 12 years and over</b>	<b>Children 6 – 12 years</b>	<b>How often</b>	<b>Maximum dosage</b>
<b>Disprin</b>	<i>1-3</i>	<i>1-2</i>	<i>-</i>	<i>4 – 6 hours</i>	<i>4 doses in 24 hours</i>
<b>Codral</b>	<i>2</i>	<i>2</i>	<i>-</i>	<i>4 – 6 hours</i>	<i>8 tablets in 24 hours</i>
<b>Duro-Tuss</b>	<i>2</i>	<i>2</i>	<i>1</i>	<i>every 3 hours</i>	<i>Adults: 12 per day Children: 6 per day</i>



## What time for the next dose?

Here is an example for Disprin:

What time did you take the medicine?	<i>7 o'clock</i>
How often can you take it?	<i>Every 4 hours</i>
When do you take the next dose?	<i>7 + 4 = 11</i>
Your next dose will be at	<i>11 o'clock</i>

It looks like this:

time taken + how often = next dose

**7** o'clock + every **4** hours = **11** o'clock

### Activity:

When can you take the next medicine?

Medicine	Time medicine was taken	How often	Time for next dosage
Take 2 Disprin	7 o'clock	every 4 hours	<i>11 o'clock</i>
Take 2 Codral	10 o'clock	every 6 hours	
Take 2 Duro-Tuss	half past 12	every 3 hours	
Child takes 1 Duro-Tuss	half past 2	every 3 hours	

✓ Check your answers on the next page.

## ✓ Answers

Take 2 Disprin	7 o'clock	every 4 hours	<i>11 o'clock</i>
Take 2 Codral	10 o'clock	every 6 hours	<i>4 o'clock</i>
Take 2 Duro-Tuss	half past 12	every 3 hours	<i>half past 3</i>
Child takes 1 Duro-Tuss	half past 2	every 3 hours	<i>half past 5</i>



## More medicine labels

### Prescription medicines

Read the label.

name of medicine

dosage

who it is for

doctor's name

TRITACE TABLETS 2.5mg 30

Take ONE tablet daily as directed by your doctor.

**MS MARIA POULOS**  
19/10/18

**KEEP OUT OF THE REACH OF CHILDREN**

**Peterstown Pharmacy**  
101 Main St, Peterstown  
1234 567 890

Dr Lin King

### Activity:

Match each word to the label.

doctor's name

dosage

name of medicine

who it is for

Tritace tablets

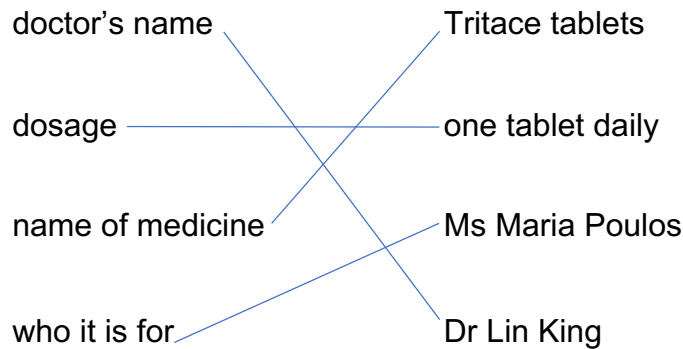
one tablet daily

Ms Maria Poulos

Dr Lin King

✓ Check your answers on the next page.

## ✓ Answers



## Activity:

Read another label.

<p><b>ASTHMA TABLETS</b></p> <p>Take ONE tablet FOUR times daily, with meals as directed by your doctor.</p> <p><b>MR GREG BROWN</b> 19/10/18</p> <p><b>KEEP OUT OF THE REACH OF CHILDREN</b></p> <p><b>Peterstown Pharmacy</b> 101 Main St, Peterstown 1234 567 890</p> <p>Dr Amy Tan</p>	Name of medicine	<u>Asthma tablets</u>
	Dosage	_____
	Who it is for	_____
	Doctor's name	_____

## ✓ Answers

<p><b>ASTHMA TABLETS</b></p> <p>Take ONE tablet FOUR times daily, with meals as directed by your doctor.</p> <p><b>MR GREG BROWN</b> 19/10/18</p> <p><b>KEEP OUT OF THE REACH OF CHILDREN</b></p> <p><b>Peterstown Pharmacy</b> 101 Main St, Peterstown 1234 567 890</p> <p>Dr Amy Tan</p>	Name of medicine	<u>Asthma tablets</u>
	Dosage	<u>1 tablet 4 times a day</u>
	Who it's for	<u>Mr Greg Brown</u>
	Doctor's name	<u>Dr Amy Tan</u>

**Activity:**

Read the labels on some medicines at home. Pages 29 and 30 will help you.

**1. Over the counter medicines**

Medicine name: \_\_\_\_\_ Use: \_\_\_\_\_

Medicine name: \_\_\_\_\_ Use: \_\_\_\_\_

Medicine name: \_\_\_\_\_ Use: \_\_\_\_\_

<b>Name of medicine</b>	<b>Adults</b>	<b>Children 12 years and over</b>	<b>Children 6 – 12 years</b>	<b>How often</b>	<b>Maximum dosage</b>

**2. Prescription medicines**

Doctor's name \_\_\_\_\_

Dosage \_\_\_\_\_

Name of medicine \_\_\_\_\_

Who it's for \_\_\_\_\_

Doctor's name \_\_\_\_\_

Dosage \_\_\_\_\_

Name of medicine \_\_\_\_\_

Who it's for \_\_\_\_\_

## ***Out and about***

Here are some ways you can use the work you've done in this workbook.

- Look in the supermarket and chemist for over the counter medicines. Read some of the labels.
- Read the date. Find it in the newspaper, on the computer, at the shops. Is it in numbers? Are the months in full words or the short way?
- Write appointments on a calendar
- Look at the posters around a medical centre's waiting room. Find words you know.



## ***To finish this workbook***

Here are some short activities to check how you went with your learning.

### **Activity:**

Read this. The words you've learned are in it.

Make an appointment to see a doctor at the medical centre.  
Go to a hospital in an emergency and a nurse can help you.  
You might need medication if you feel dizzy or have a headache.  
A rash or a cough can be signs of an allergy.

Practise words that end in ***ash***.

*r*\_\_\_\_\_ *b*\_\_\_\_\_ *c*\_\_\_\_\_ *d*\_\_\_\_\_ *g*\_\_\_\_\_ *w*\_\_\_\_\_.

### **✓ Answers**

*rash*      *bash*      *cash*      *dash*      *gash*      *wash*

Write the short way for each day of the week.

### **✓ Answers**

Monday	_____	<i>Mon</i>
Tuesday	_____	<i>Tues</i>
Wednesday	_____	<i>Wed</i>
Thursday	_____	<i>Thurs</i>
Friday	_____	<i>Fri</i>
Saturday	_____	<i>Sat</i>
Sunday	_____	<i>Sun</i>

What time for your next medicine?

Medicine	Time medicine was taken	How often	Time for next dosage
Take 2 Disprin	6 o'clock	every 4 hours	<i>10 o'clock</i>
Take 2 Codral	12 o'clock	every 6 hours	
Take 2 Duro-Tuss	half past 3	every 3 hours	
Child takes 1 Duro-Tuss	half past 7	every 3 hours	

✓ **Answers**

Medicine	Time medicine was taken	How often	Time for next dosage
Take 2 Disprin	6 o'clock	every 4 hours	<i>10 o'clock</i>
Take 2 Codral	12 o'clock	every 6 hours	<i>6 o'clock</i>
Take 2 Duro-Tuss	half past 3	every 3 hours	<i>half past 6</i>
Child takes 1 Duro-Tuss	half past 7	every 3 hours	<i>half past 10</i>

## ***Congratulations! You have finished this workbook***

Here are some of the things you've learned:

1. To read some words

doctor	nurse	appointment
cancel	medication	medical centre
hospital	emergency	stomach ache
headache	dizzy	blood pressure
vomiting	fever	rash
cough	allergy	dosage

2. A short way to write the days of the week
3. How to write a number for each month
4. How to write the time in numbers
5. To read some common symptoms
6. To spell words that end in **ash**
7. To fill in a form for the doctor
8. To read medicine labels
9. To work out the time to take medicine.

This workbook was written in-house for particular target students.  
It is not intended for wider distribution.

© 2018 by Reading Writing Hotline.

Except as otherwise noted, this workbook is licensed under the  
Creative Commons Attribution Non-Commercial 4.0 International Licence. To  
view a copy of this licence, visit <https://creativecommons.org/licenses/by-nc/4.0/>

